



4+



2

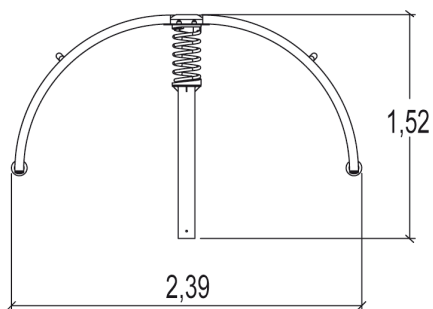
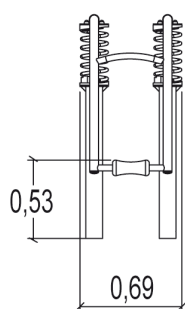


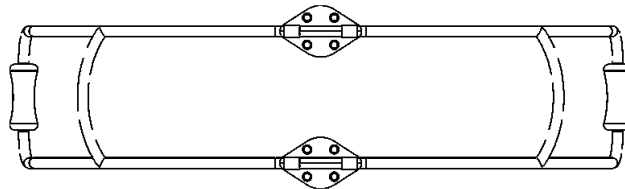
1m



1 = 2,39m 2 = 0,69m 3 = 1,52m

If installed onto wetpour safer surfacing, we recommend a NON-FINES CONCRETE BASE.

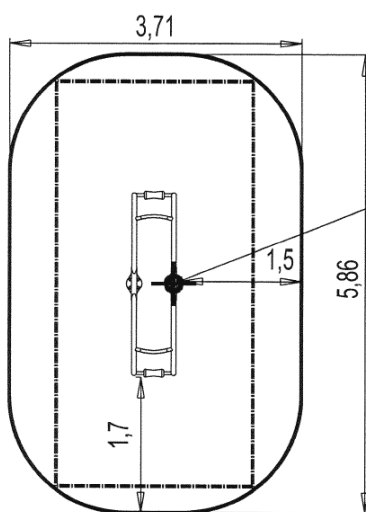






Installation of equipment

Impact area =

-  Impact area
-  Free space



Point de Référence
Setting Out Point
Punto de referencia
Bezugspunkt

		
1	1m	20m ²



2



04h00



0.35m³



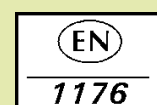
20m²



61kg



45kg



Proludic

2008-03-12

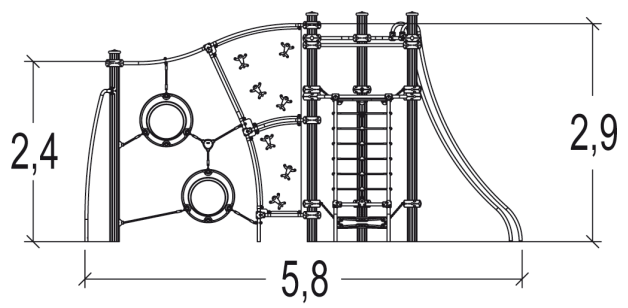
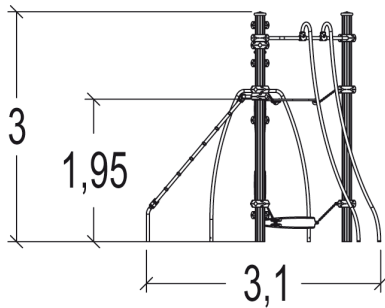
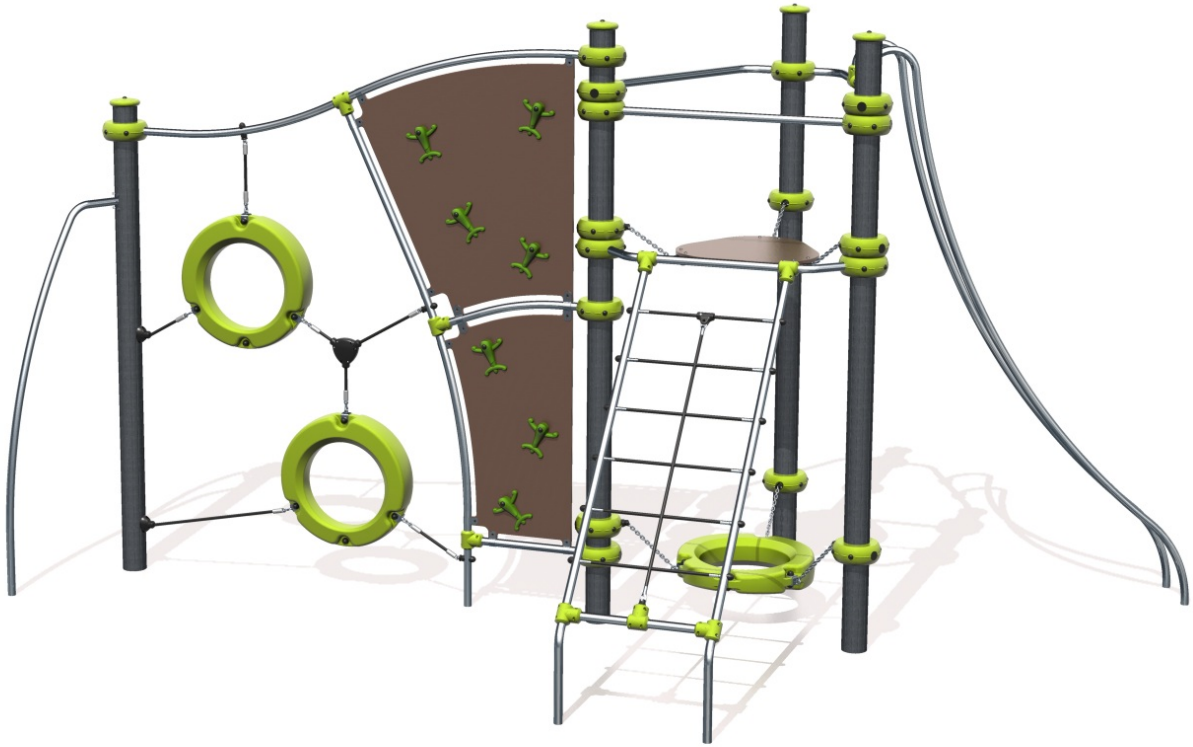


6+

14

2,9m

1 = 5,72m 2 = 3,08m 3 = 3,03m



Play value : 9

climbing



x1

sliding



x1

meeting



x1

resting



x1

swinging



x1

balancing



x1

climbing

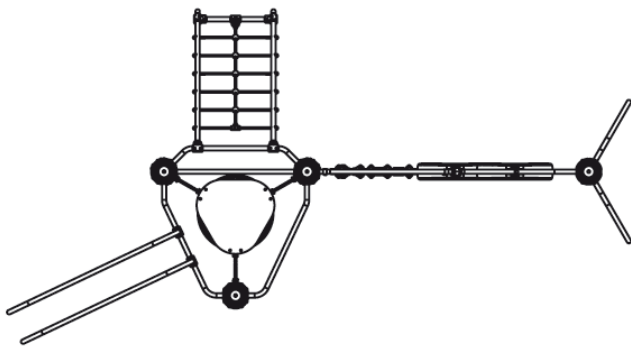


x2

getting across




x1

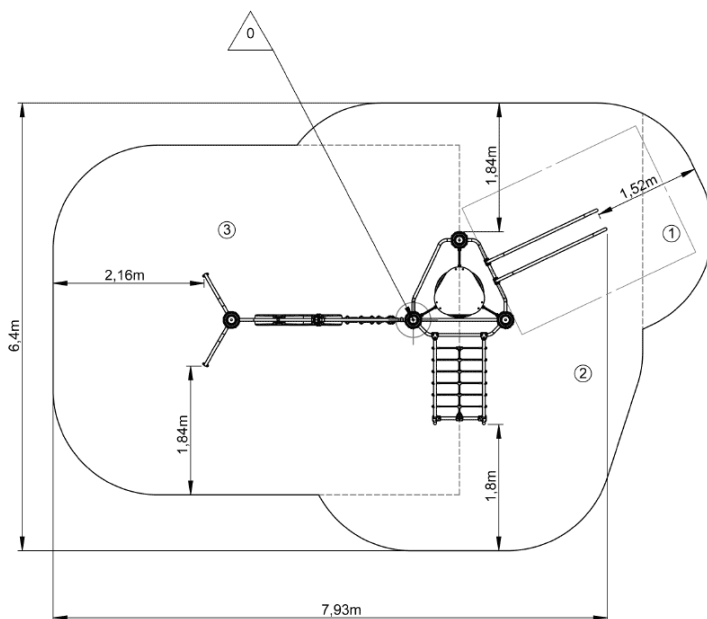




- ① Delta tower
- ② Delta Incline net
- ③ Speed slide
- ④ Horizontal buoy
- ⑤ Look-out

Installation of equipment

Impact area =

-  Impact area
-  Free space



		
1	0,6m	2m ²
2	1,95m	18m ²
3	2,97m	28m ²



2



06h00



0.6m³



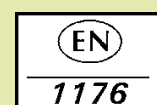
48m²



299kg



35kg



Proludic

0000-00-00



6+



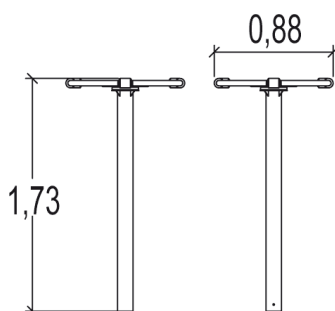
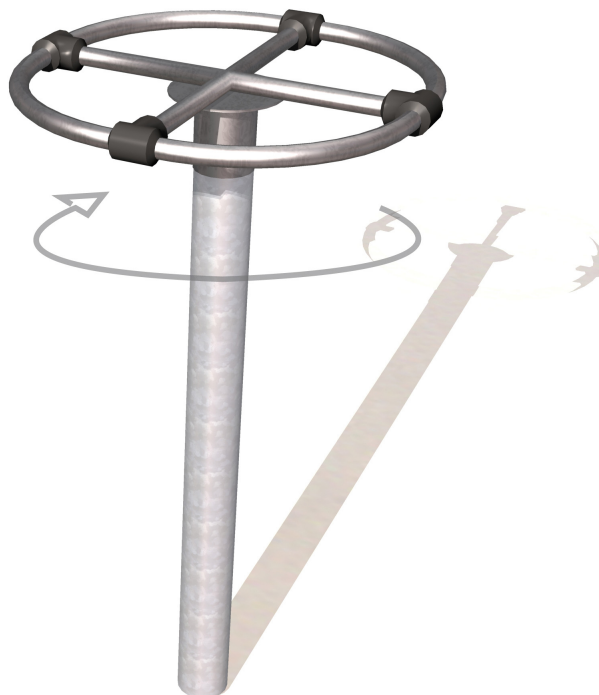
8



1,7m



1 = 0,87m 2 = 0,87m 3 = 1,6m



Play value

okretanje

meeting / role
play



Accessibility



Motor disability

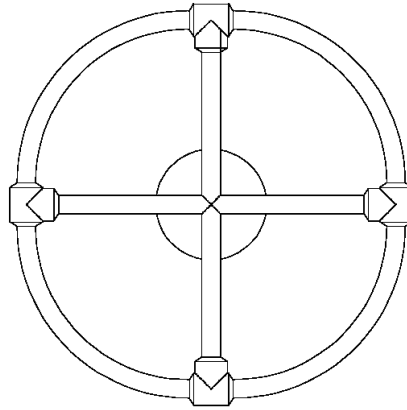


Sensorial Disabilities



Learning Disabilites

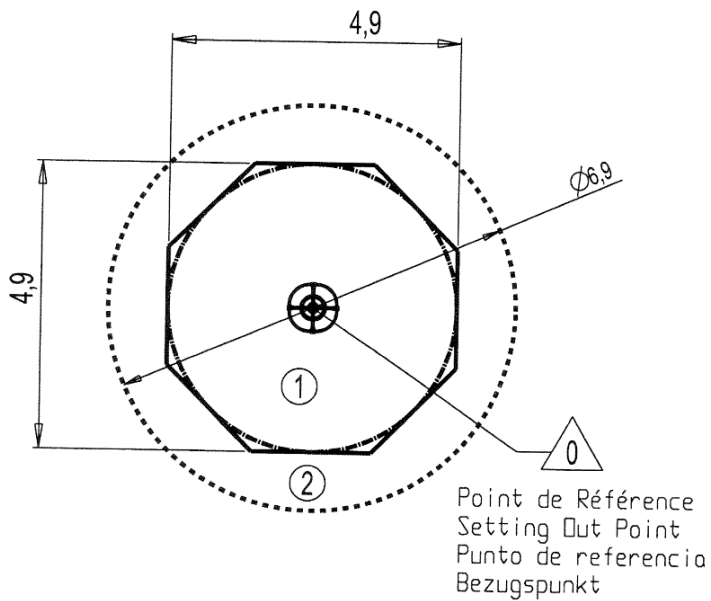






Installation of equipment

Impact area =

-  Impact area
-  Free space



		
1	1,7m	20m ²



2



02h15



0.3m³



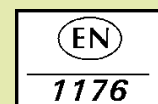
20m²



57kg







25kg




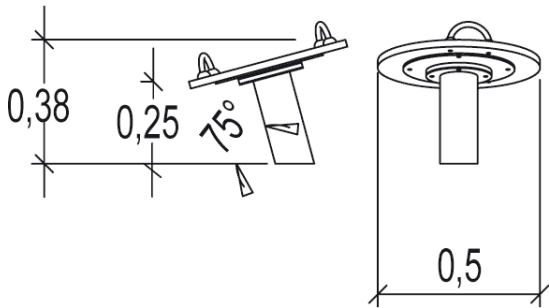
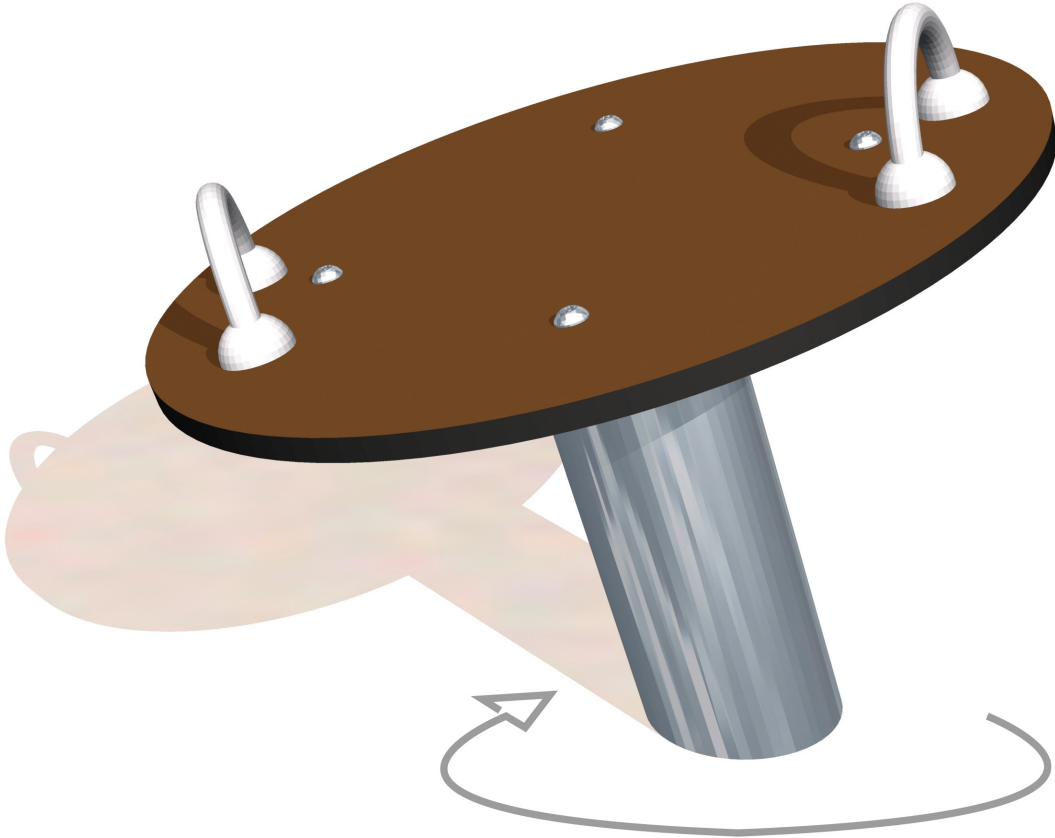
Proludic

2007-01-01

6+ | **2** | 0,6m | 1 = 0,48m 2 = 0,48m 3 = 0,38m


 Motor disability
 Sensorial disabilities
 Learning disabilities



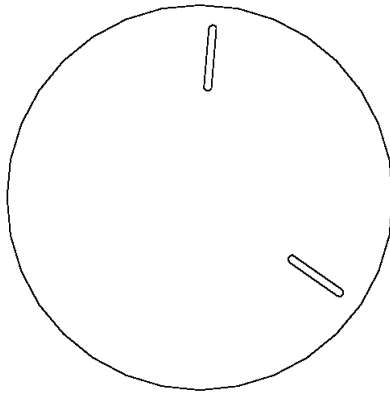
Play value : **2**

balancing



meeting / role play

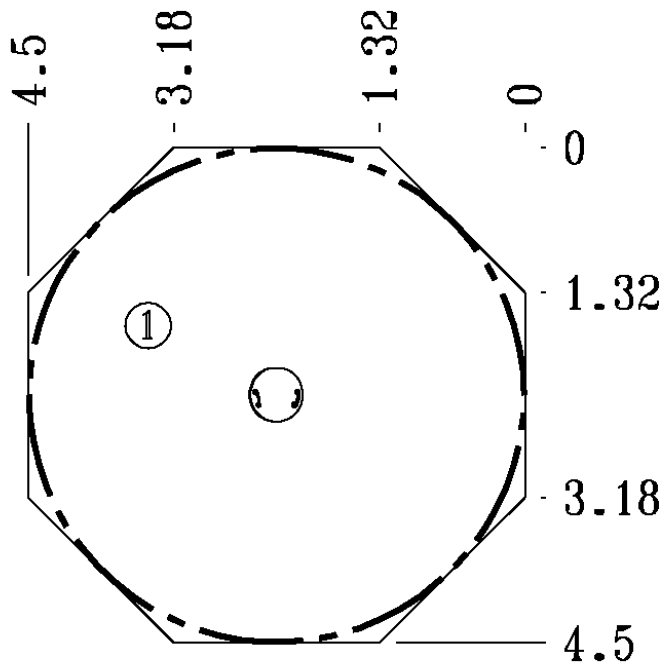












Installation of equipment

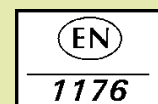
Impact area =

-  Impact area
-  Free space



	
1	0,6m
	17m ²

					
1	01h45	0.1m ³	17m ²	29kg	24kg





3+



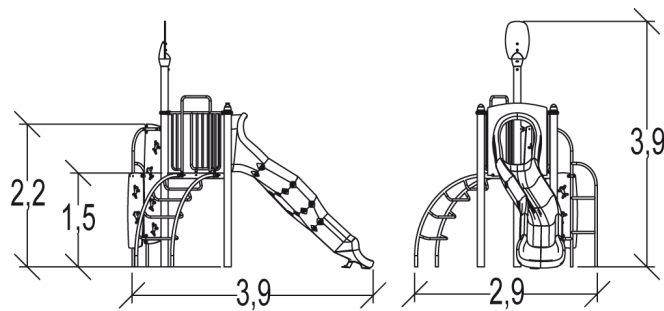
10



2,2m



1 = 3,9m 2 = 2,9m 3 = 3,9m



Play value : 4

climbing



x1

sliding



x1

meeting

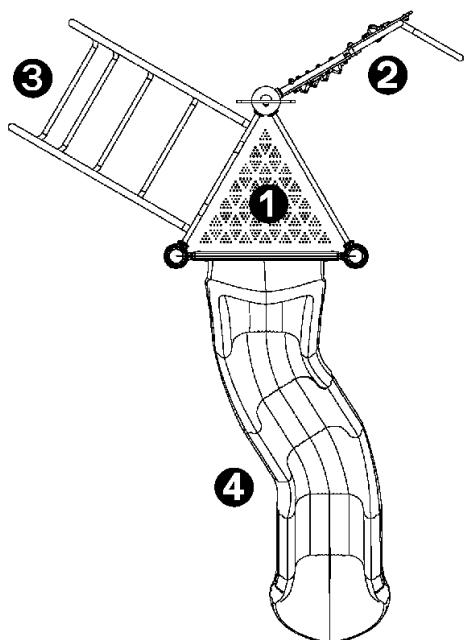


x1

climbing



x1

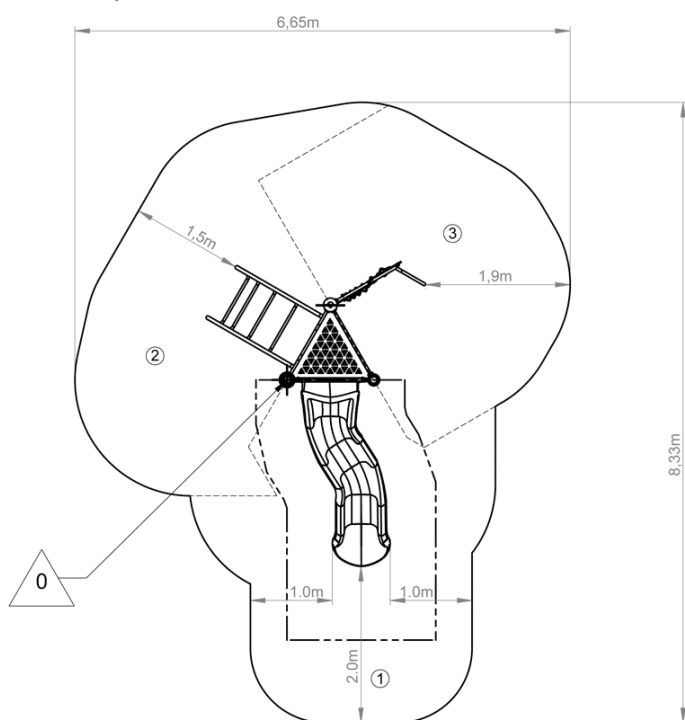


- ① Triangular totem platform, Ht: 1,50m
- ② Climbing wall
- ③ Arched ladder, Ht: 1,20m
- ④ Left turn slide, Ht: 1,50m

Installation of equipment

Impact area =

- Impact area
- Free space



1	1m	13,5m ²
2	1,5m	13m ²
3	2,2m	12m ²



2



05h00



0.3m³



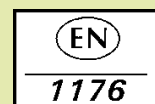
37.5m²



138kg



16kg



Proludic

0000-00-00

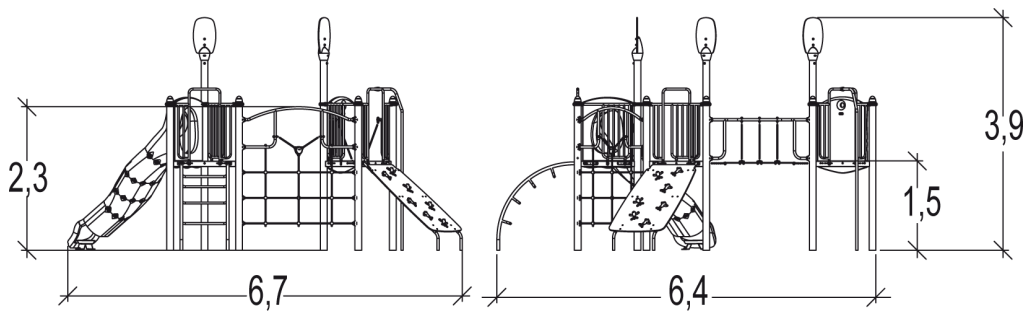


3+

18

2,3m

1 = 6,7m 2 = 6,4m 3 = 3,9m



Play value : 12

climbing



x1

sliding



x2

meeting



x1

crawling



x1

hiding



x1

balancing



x1

climbing

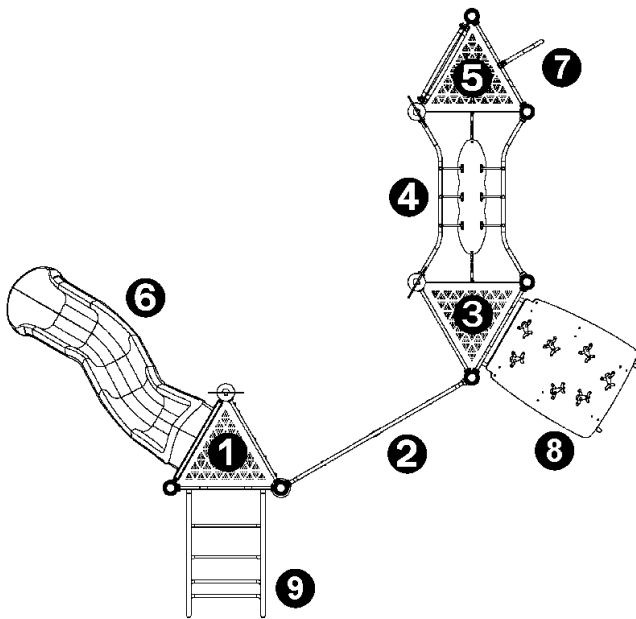


x2

getting across



x3

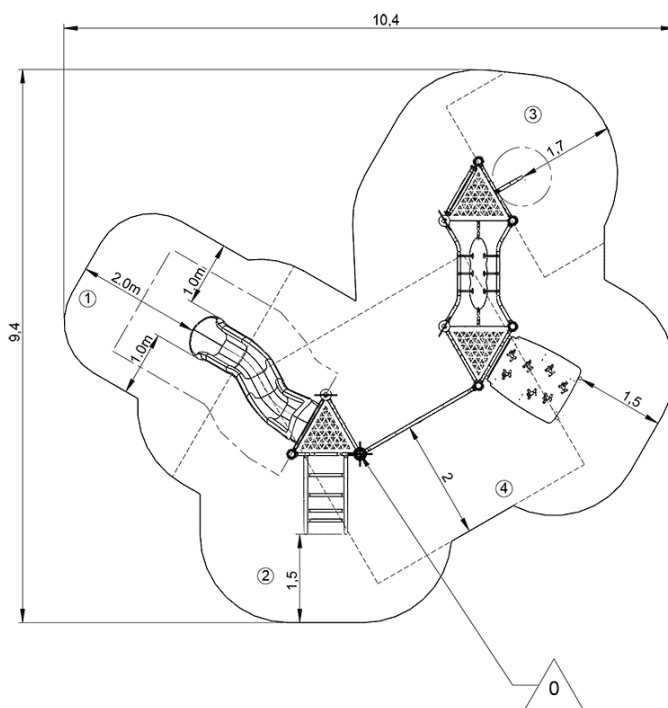


- ① Triangular totem platform, Ht: 1,50m
- ② Net
- ③ Triangular totem platform, Ht: 1,50m
- ④ Suspension Bridge
- ⑤ Triangular totem platform, Ht: 1,50m
- ⑥ Right turn slide, Ht: 1,50m
- ⑦ Fireman's pole
- ⑧ Sloping panel, Ht: 1.5m
- ⑨ Arched ladder, Ht: 1,50m

Installation of equipment

Impact area =

- Impact area
- Free space



1	1m	9,5m ²
2	1,5m	26,5m ²
3	1,8m	6,5m ²
4	2,3m	17m ²



2



09h00



0.35m³



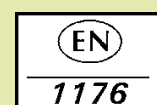
59.5m²



292kg



30kg

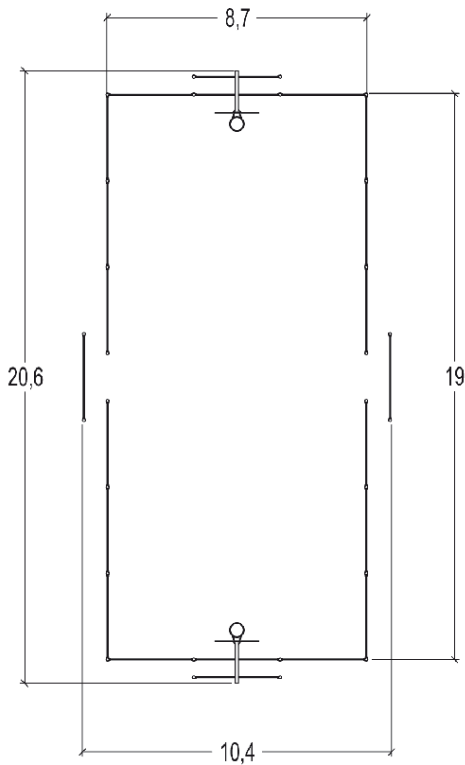


Proludic

0000-00-00



1=20.6m 2=10.4m 3=3.8m



INSTALLATION



3.5m³



3

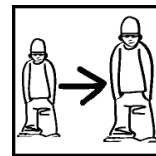


24h00



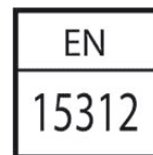
Lifting
equipment
required

OTHER INFORMATION



6+

CERTIFICATIONS



Total weight = 1279 kg

Heaviest part = 59 kg



2+



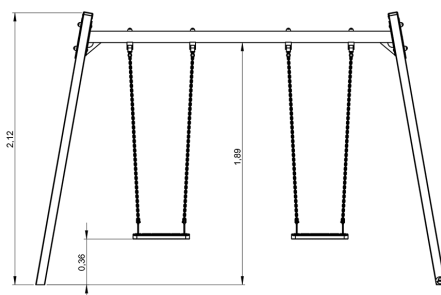
2



1,2m



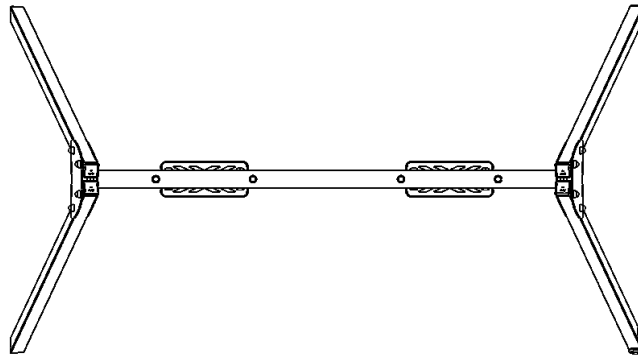
1 = 3,19m 2 = 1,75m 3 = 2,13m



Play value : 1

ljuljanje








Installation of equipment

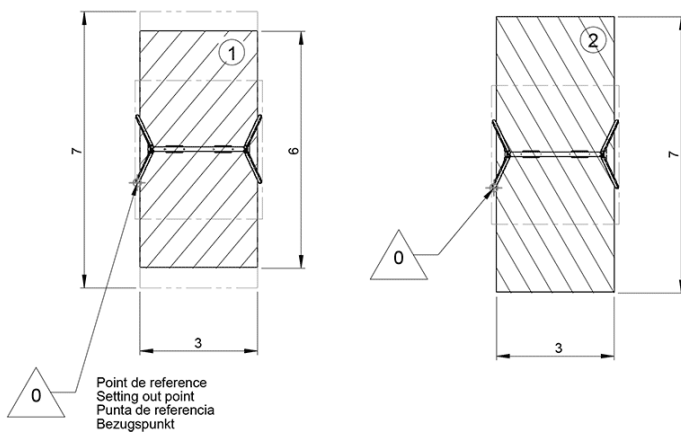
Impact area =

 Impact area
 Free space

		
1	1,2m	18m ²
2	1,2m	21m ²

 Zone d'Impact Sol souple
 Impact Area Wetpour
 Area de Impacto
 Fallraum bei synthetischem Fallschutz

 Zone d'Impact Sol fluent
 Impact Area Loose particle material
 Arenero
 Fallraum bei losem Bodenmaterial



2



01h30



0.11m³



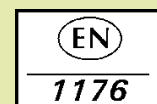
18m²



155kg



30kg



Proludic

0000-00-00



2+



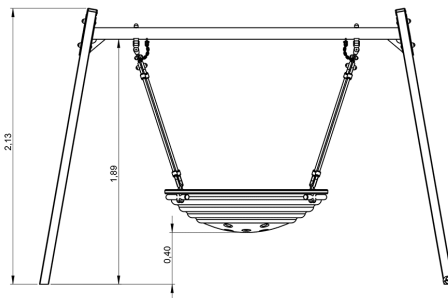
5



1,2m



1 = 3,19m 2 = 1,75m 3 = 2,13m



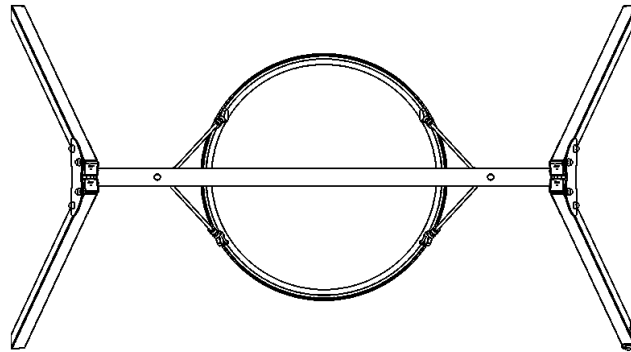
Play value : 2

swinging



meeting









Installation of equipment

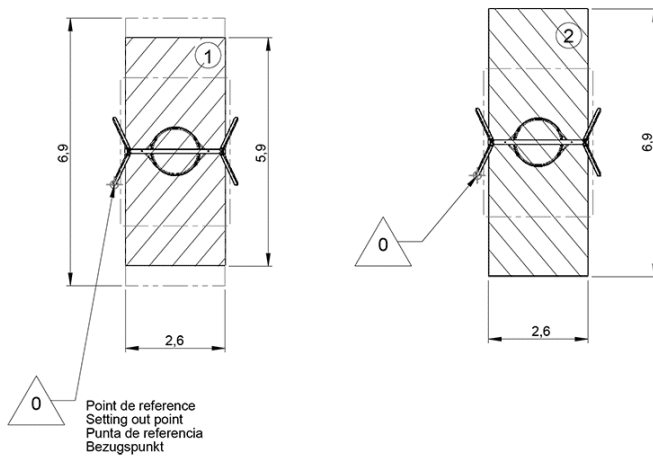
Impact area =

 Impact area
 Free space

 Zone d'Impact Sol souple
 Impact Area Wetpour
 Area de Impacto
 Fallraum bei synthetischem Fallschutz

 Zone d'Impact Sol fluent
 Impact Area Loose particle material
 Arenero
 Fallraum bei losem Bodenmaterial

		
1	1,75m	16m ²
2	1,75m	18m ²



2



01h30



0.11m³



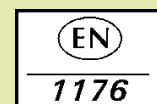
16m²



190kg



23kg

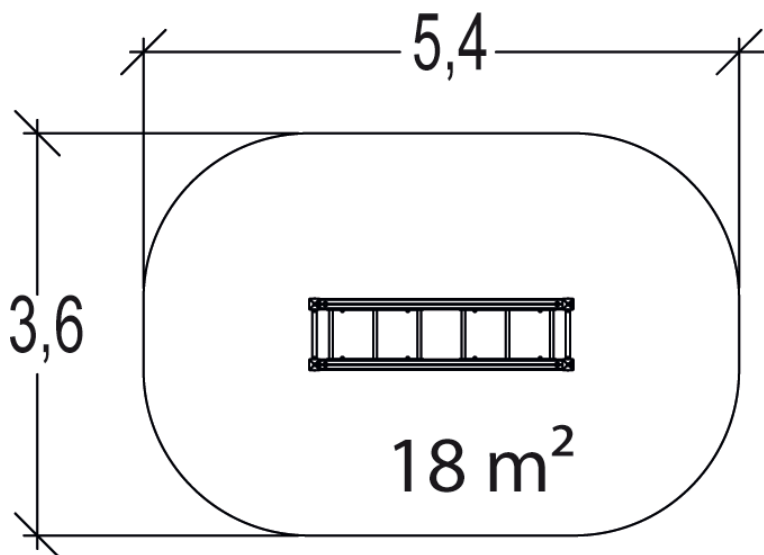


Proludic

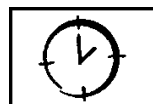
0000-00-00



1=3.2m 2=0.6m 3=1.8m



INSTALLATION

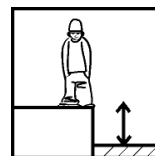


00h00

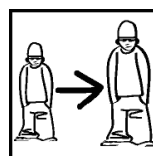
OTHER INFORMATION



2 players

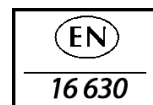


HCL= 0.7m



6-14 years old

CERTIFICATIONS



Total weight = 128 kg

Heaviest part = 18 kg